


bernette® 92c


for **BERNINA**



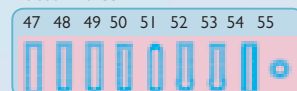
Utility stitches



Decorative stitches



Buttonholes




Quilting



Darning



Alphabet



The completely redesigned bernette 92c-range computerised sewing machine fulfils every conceivable demand creative users could make of a budget-priced, high-manufacturing-quality machine in this computer age.

Its versatility and ease of use - thanks to its ergonomically arranged control keys and a high-resolution matrix display unsurpassed in its class - allow for quick, professional-looking garment alterations and repairs.

For ambitious users, the 92c offers a number of stretch and quilting stitches and 10 different buttonholes. Creative sewers too will quickly discover just how versatile this machine is, with its decorative stitches and alphabets that can be saved in pattern combinations.

A newly developed lighting system with two LED lights and the Quick Reference Guide integrated into the base plate facilitate working with this compact sewing machine, whose dimensions allow for space-saving household storage. In addition, the various presser feet are also handily accommodated in the base plate.

LCD display and slide speed regulator

Once the stitch pattern in question is selected, it is displayed in the LCD display with the recommended basic setting. The slide speed regulator allows you to steplessly adjust the maximum speed. The electronic motor regulation ensures strong, consistent needle penetration power.

Start/stop button

The start/stop button lets you start and stop the sewing process without operating the foot control - a particularly comfortable option when sewing fairly long pattern sequences.

Needle stop up/down, Securing function

Depending on the presetting, the needle automatically stops in the "up" or "down" position. The securing function enables automatic stitch securing at the pattern's end.

Reverse-sewing button

The reverse-sewing button lets you switch on permanent reverse feed for the appropriate stitch patterns before you begin sewing.

Automatic needle threader

Quick and easy threading. Press the lever and the thread is in the needle - it's as simple as that.

Optimum sewing light

Two LED lights, one in the frame and one in the needle-bar area, provide optimum illumination of the work area.

Two thread cutters

One thread cutter on the head cover and a second one built into the stitch plate on the left ensure especially easy thread-cutting.

Automatic buttonholes

Perfect buttonholes matched to button size in an instant.

Balance unit

For calibrating feed length for different types of fabric.

Adjustable and second spool holder

An adjustable spool holder in combination with the second attachable spool holder ensures optimal threading when using twin needles.

Scroll function

Easy stitch selection via scrolling with two scroll buttons.

Direct-selection buttons

The direct-selection buttons 0-9 allow straightforward and quick direct selection of 10 sewing patterns.

Free arm and full-length base plate

Remove the extension table for access to the bernette's free arm, which enables easy sewing of sleeves and other tubular items. The full-length metal base plate provides a sturdy sewing platform for any task on this quiet, low-vibration, comfortable-to-use sewing machine.

Quick Reference Guide with presser-foot compartment

A fold-out Quick Reference Guide with explanatory graphics and a presser-foot table are handily stored in the drawer, which also contains a compartment for presser feet.

Improved hook system with drop-in bobbin

Quick and easy top-loading of the bobbin into the revamped bobbin unit. The arrow marking in the hook ensures easy, accurate threading. The slide bobbin cover means you're ready to resume sewing in no time flat.

New!