

PETALS & POSIES

BC01101 Cutwork (Jumbo)

Size Inches: 4.80w x 7.03h Size mm: 121.92w x 178.56h Stitch Count: 11,216



- | | | | |
|-----|------------------------------|------|------|
| ■ 1 | Cutwork Lines | 0176 | 1218 |
| ■ 2 | Design Work & Cover Stitches | 0176 | 1218 |

I S

BC01103 Cutwork

Size Inches: 4.35w x 6.12h Size mm: 110.49w x 155.45h Stitch Count: 9,967



- | | | | |
|-----|------------------------------|------|------|
| ■ 1 | Cutwork Lines | 0176 | 1218 |
| ■ 2 | Design Work & Cover Stitches | 0176 | 1218 |

I S

BC01101_CWC For use with the BERNINA CutWork Accessory (Jumbo)

Size Inches: 4.80w x 7.03h Size mm: 121.92w x 178.56h Stitch Count: 12,591



- | | | | |
|-----|--|------|------|
| ■ 1 | Cutwork Tackdown | 0176 | 1218 |
| ■ 2 | BERNINA CutWork Accessory
Setting 1 Cut 1 | 1001 | |
| ■ 3 | BERNINA CutWork Accessory
Setting 2 Cut 2 | 1001 | |
| ■ 4 | BERNINA CutWork Accessory
Setting 3 Cut 3 | 1001 | |
| ■ 5 | BERNINA CutWork Accessory
Setting 4 Cut 4 | 1001 | |
| ■ 6 | Design Work & Cover Stitches | 0176 | 1218 |

I S

BC01103_CWC For use with the BERNINA CutWork Accessory

Size Inches: 4.35w x 6.12h Size mm: 110.49w x 155.45h Stitch Count: 12,394



- | | | | |
|-----|--|------|------|
| ■ 1 | Cutwork Tackdown | 0176 | 1218 |
| ■ 2 | BERNINA CutWork Accessory
Setting 1 Cut 1 | 1001 | |
| ■ 3 | BERNINA CutWork Accessory
Setting 2 Cut 2 | 1001 | |
| ■ 4 | BERNINA CutWork Accessory
Setting 3 Cut 3 | 1001 | |
| ■ 5 | BERNINA CutWork Accessory
Setting 4 Cut 4 | 1001 | |
| ■ 6 | Design Work & Cover Stitches | 0176 | 1218 |

I S

BC01102 Cutwork

Size Inches: 4.09w x 5.48h Size mm: 103.89w x 139.19h Stitch Count: 9,739



- | | | | |
|-----|------------------------------|------|------|
| ■ 1 | Cutwork Lines | 0176 | 1218 |
| ■ 2 | Design Work & Cover Stitches | 0176 | 1218 |

I S

BC01104 Cutwork

Size Inches: 4.33w x 5.31h Size mm: 109.98w x 134.87h Stitch Count: 8,257



- | | | | |
|-----|------------------------------|------|------|
| ■ 1 | Cutwork Lines | 0176 | 1218 |
| ■ 2 | Design Work & Cover Stitches | 0176 | 1218 |

I S

BC01102_CWC For use with the BERNINA CutWork Accessory

Size Inches: 4.09w x 5.48h Size mm: 103.89w x 139.19h Stitch Count: 11,272



- | | | | |
|-----|--|------|------|
| ■ 1 | Cutwork Tackdown | 0176 | 1218 |
| ■ 2 | BERNINA CutWork Accessory
Setting 1 Cut 1 | 1001 | |
| ■ 3 | BERNINA CutWork Accessory
Setting 2 Cut 2 | 1001 | |
| ■ 4 | BERNINA CutWork Accessory
Setting 3 Cut 3 | 1001 | |
| ■ 5 | BERNINA CutWork Accessory
Setting 4 Cut 4 | 1001 | |
| ■ 6 | Design Work & Cover Stitches | 0176 | 1218 |

I S

BC01104_CWC For use with the BERNINA CutWork Accessory

Size Inches: 4.33w x 5.31h Size mm: 109.98w x 134.87h Stitch Count: 9,533



- | | | | |
|-----|--|------|------|
| ■ 1 | Cutwork Tackdown | 0176 | 1218 |
| ■ 2 | BERNINA CutWork Accessory
Setting 1 Cut 1 | 1001 | |
| ■ 3 | BERNINA CutWork Accessory
Setting 2 Cut 2 | 1001 | |
| ■ 4 | BERNINA CutWork Accessory
Setting 3 Cut 3 | 1001 | |
| ■ 5 | BERNINA CutWork Accessory
Setting 4 Cut 4 | 1001 | |
| ■ 6 | Design Work & Cover Stitches | 0176 | 1218 |

I S

Some designs in this collection were created using unique special stitches and/or techniques. To preserve design integrity when rescaling or rotating designs in your software, always rescale or rotate designs using the handles directly on-screen.

I = Isacord® thread color number
S = Sulky® thread color number

Isacord® is a registered trademark of Ackermann, A Division of the Amann Group
Sulky® is a registered trademark of Sulky of America

Color crossovers from Isacord® to Sulky® are the closest possible match.
Not responsible for oversights, errors, or omissions. To ensure accuracy, sew a test piece first.

PETALS & POSIES

BC01105 Cutwork

Size Inches: 2.93w x 4.28h Size mm: 74.42w x 108.71h Stitch Count: 5,048



- | | | | |
|-----|------------------------------|------|------|
| ■ 1 | Cutwork Lines | 0176 | 1218 |
| ■ 2 | Design Work & Cover Stitches | 0176 | 1218 |

I S

BC01107 Cutwork

Size Inches: 2.54w x 5.87h Size mm: 64.52w x 149.10h Stitch Count: 9,061



- | | | | |
|-----|------------------------------|------|------|
| ■ 1 | Cutwork Lines | 0176 | 1218 |
| ■ 2 | Design Work & Cover Stitches | 0176 | 1218 |

I S

BC01105_CWC For use with the BERNINA CutWork Accessory

Size Inches: 2.93w x 4.28h Size mm: 74.42w x 108.71h Stitch Count: 5,624



- | | | | |
|-----|--|------|------|
| ■ 1 | Cutwork Tackdown | 0176 | 1218 |
| ■ 2 | BERNINA CutWork Accessory
Setting 1 Cut 1 | 1001 | |
| ■ 3 | BERNINA CutWork Accessory
Setting 2 Cut 2 | 1001 | |
| ■ 4 | BERNINA CutWork Accessory
Setting 3 Cut 3 | 1001 | |
| ■ 5 | BERNINA CutWork Accessory
Setting 4 Cut 4 | 1001 | |
| ■ 6 | Design Work & Cover Stitches | 0176 | 1218 |

I S

BC01107_CWC For use with the BERNINA CutWork Accessory

Size Inches: 2.54w x 5.87h Size mm: 64.52w x 149.10h Stitch Count: 10,464



- | | | | |
|-----|--|------|------|
| ■ 1 | Cutwork Tackdown | 0176 | 1218 |
| ■ 2 | BERNINA CutWork Accessory
Setting 1 Cut 1 | 1001 | |
| ■ 3 | BERNINA CutWork Accessory
Setting 2 Cut 2 | 1001 | |
| ■ 4 | BERNINA CutWork Accessory
Setting 3 Cut 3 | 1001 | |
| ■ 5 | BERNINA CutWork Accessory
Setting 4 Cut 4 | 1001 | |
| ■ 6 | Design Work & Cover Stitches | 0176 | 1218 |

I S

BC01106 Cutwork

Size Inches: 2.79w x 3.00h Size mm: 70.87w x 76.20h Stitch Count: 3,109



- | | | | |
|-----|------------------------------|------|------|
| ■ 1 | Cutwork Lines | 0176 | 1218 |
| ■ 2 | Design Work & Cover Stitches | 0176 | 1218 |

I S

BC01108 Cutwork

Size Inches: 3.77w x 4.59h Size mm: 95.76w x 116.59h Stitch Count: 7,149



- | | | | |
|-----|------------------------------|------|------|
| ■ 1 | Cutwork Lines | 0176 | 1218 |
| ■ 2 | Design Work & Cover Stitches | 0176 | 1218 |

I S

BC01106_CWC For use with the BERNINA CutWork Accessory

Size Inches: 2.79w x 3.00h Size mm: 70.87w x 76.20h Stitch Count: 3,248



- | | | | |
|-----|--|------|------|
| ■ 1 | Cutwork Tackdown | 0176 | 1218 |
| ■ 2 | BERNINA CutWork Accessory
Setting 1 Cut 1 | 1001 | |
| ■ 3 | BERNINA CutWork Accessory
Setting 2 Cut 2 | 1001 | |
| ■ 4 | BERNINA CutWork Accessory
Setting 3 Cut 3 | 1001 | |
| ■ 5 | BERNINA CutWork Accessory
Setting 4 Cut 4 | 1001 | |
| ■ 6 | Design Work & Cover Stitches | 0176 | 1218 |

I S

BC01108_CWC For use with the BERNINA CutWork Accessory

Size Inches: 3.77w x 4.59h Size mm: 95.76w x 116.59h Stitch Count: 8,001



- | | | | |
|-----|--|------|------|
| ■ 1 | Cutwork Tackdown | 0176 | 1218 |
| ■ 2 | BERNINA CutWork Accessory
Setting 1 Cut 1 | 1001 | |
| ■ 3 | BERNINA CutWork Accessory
Setting 2 Cut 2 | 1001 | |
| ■ 4 | BERNINA CutWork Accessory
Setting 3 Cut 3 | 1001 | |
| ■ 5 | BERNINA CutWork Accessory
Setting 4 Cut 4 | 1001 | |
| ■ 6 | Design Work & Cover Stitches | 0176 | 1218 |

I S

I = Isacord® thread color number
S = Sulky® thread color number

Isacord® is a registered trademark of Ackermann, A Division of the Amann Group
Sulky® is a registered trademark of Sulky of America

Color crossovers from Isacord® to Sulky® are the closest possible match.
Not responsible for oversights, errors, or omissions. To ensure accuracy, sew a test piece first.

BC01109 Cutwork

Size Inches: 1.27w x 6.18h
 Size mm: 32.26w x 156.97h
 Stitch Count: 5,360



- | | | | |
|-----|------------------------------|------|------|
| ■ 1 | Cutwork Lines | 0176 | 1218 |
| ■ 2 | Design Work & Cover Stitches | 0176 | 1218 |

I S

BC01111 Cutwork

Size Inches: 3.66w x 3.66h
 Size mm: 92.96w x 92.96h
 Stitch Count: 6,297



- | | | | |
|-----|------------------------------|------|------|
| ■ 1 | Cutwork Lines | 0176 | 1218 |
| ■ 2 | Design Work & Cover Stitches | 0176 | 1218 |

I S

BC01109_CWC For use with the BERNINA CutWork Accessory

Size Inches: 1.27w x 6.18h
 Size mm: 32.26w x 156.97h
 Stitch Count: 6,226



- | | | | |
|-----|--|------|------|
| ■ 1 | Cutwork Tackdown | 0176 | 1218 |
| ■ 2 | BERNINA CutWork Accessory
Setting 1 Cut 1 | 1001 | |
| ■ 3 | BERNINA CutWork Accessory
Setting 2 Cut 2 | 1001 | |
| ■ 4 | BERNINA CutWork Accessory
Setting 3 Cut 3 | 1001 | |
| ■ 5 | BERNINA CutWork Accessory
Setting 4 Cut 4 | 1001 | |
| ■ 6 | Design Work & Cover Stitches | 0176 | 1218 |

I S

BC01111_CWC For use with the BERNINA CutWork Accessory

Size Inches: 3.66w x 3.66h
 Size mm: 92.96w x 92.96h
 Stitch Count: 7,768



- | | | | |
|-----|--|------|------|
| ■ 1 | Cutwork Tackdown | 0176 | 1218 |
| ■ 2 | BERNINA CutWork Accessory
Setting 1 Cut 1 | 1001 | |
| ■ 3 | BERNINA CutWork Accessory
Setting 2 Cut 2 | 1001 | |
| ■ 4 | BERNINA CutWork Accessory
Setting 3 Cut 3 | 1001 | |
| ■ 5 | BERNINA CutWork Accessory
Setting 4 Cut 4 | 1001 | |
| ■ 6 | Design Work & Cover Stitches | 0176 | 1218 |

I S

BC01110 Cutwork

Size Inches: .74w x 5.12h
 Size mm: 18.80w x 130.05h
 Stitch Count: 3,023



- | | | | |
|-----|------------------------------|------|------|
| ■ 1 | Cutwork Lines | 0176 | 1218 |
| ■ 2 | Design Work & Cover Stitches | 0176 | 1218 |

I S

BC01112 Cutwork

Size Inches: 1.64w x 3.75h
 Size mm: 41.66w x 95.25h
 Stitch Count: 6,040



- | | | | |
|-----|------------------------------|------|------|
| ■ 1 | Cutwork Lines | 0176 | 1218 |
| ■ 2 | Design Work & Cover Stitches | 0176 | 1218 |

I S

BC01110_CWC For use with the BERNINA CutWork Accessory

Size Inches: .74w x 5.12h
 Size mm: 18.80w x 130.05h
 Stitch Count: 3,735




- | | | | |
|-----|--|------|------|
| ■ 1 | Cutwork Tackdown | 0176 | 1218 |
| ■ 2 | BERNINA CutWork Accessory
Setting 1 Cut 1 | 1001 | |
| ■ 3 | BERNINA CutWork Accessory
Setting 2 Cut 2 | 1001 | |
| ■ 4 | BERNINA CutWork Accessory
Setting 3 Cut 3 | 1001 | |
| ■ 5 | BERNINA CutWork Accessory
Setting 4 Cut 4 | 1001 | |
| ■ 6 | Design Work & Cover Stitches | 0176 | 1218 |

I S

BC01112_CWC For use with the BERNINA CutWork Accessory

Size Inches: 1.64w x 3.75h
 Size mm: 41.66w x 95.25h
 Stitch Count: 7,175



- | | | | |
|-----|--|------|------|
| ■ 1 | Cutwork Tackdown | 0176 | 1218 |
| ■ 2 | BERNINA CutWork Accessory
Setting 1 Cut 1 | 1001 | |
| ■ 3 | BERNINA CutWork Accessory
Setting 2 Cut 2 | 1001 | |
| ■ 4 | BERNINA CutWork Accessory
Setting 3 Cut 3 | 1001 | |
| ■ 5 | BERNINA CutWork Accessory
Setting 4 Cut 4 | 1001 | |
| ■ 6 | Design Work & Cover Stitches | 0176 | 1218 |

I S

I = Isacord® thread color number
 S = Sulky® thread color number

Isacord® is a registered trademark of Ackermann, A Division of the Amann Group
 Sulky® is a registered trademark of Sulky of America

Color crossovers from Isacord® to Sulky® are the closest possible match.
 Not responsible for oversights, errors, or omissions. To ensure accuracy, sew a test piece first.

PETALS & POSIES

BC01113 Cutwork

Size Inches: 3.21w x 3.20h
 Size mm: 81.53w x 81.28h
 Stitch Count: 7,476



- 1 Cutwork Lines 0176 1218
- 2 Design Work & Cover Stitches 0176 1218

I S

BC01115 Cutwork

Size Inches: 4.73w x 4.77h
 Size mm: 120.14w x 121.16h
 Stitch Count: 12,897



- 1 Cutwork Lines 0176 1218
- 2 Design Work & Cover Stitches 0176 1218

I S

BC01113_CWC For use with the BERNINA CutWork Accessory

Size Inches: 3.21w x 3.20h
 Size mm: 81.53w x 81.28h
 Stitch Count: 9,512



- 1 Cutwork Tackdown 0176 1218
- 2 BERNINA CutWork Accessory Setting 1 Cut 1 1001
- 3 BERNINA CutWork Accessory Setting 2 Cut 2 1001
- 4 BERNINA CutWork Accessory Setting 3 Cut 3 1001
- 5 BERNINA CutWork Accessory Setting 4 Cut 4 1001
- 6 Design Work & Cover Stitches 0176 1218

I S

BC01115_CWC For use with the BERNINA CutWork Accessory

Size Inches: 4.73w x 4.77h
 Size mm: 120.14w x 121.16h
 Stitch Count: 14,671



- 1 Cutwork Tackdown 0176 1218
- 2 BERNINA CutWork Accessory Setting 1 Cut 1 1001
- 3 BERNINA CutWork Accessory Setting 2 Cut 2 1001
- 4 BERNINA CutWork Accessory Setting 3 Cut 3 1001
- 5 BERNINA CutWork Accessory Setting 4 Cut 4 1001
- 6 Design Work & Cover Stitches 0176 1218

I S

BC01114 Cutwork

Size Inches: 4.81w x 4.87h
 Size mm: 122.17w x 123.70h
 Stitch Count: 15,976



- 1 Cutwork Lines 0176 1218
- 2 Design Work & Cover Stitches 0176 1218

I S

BC01116 Cutwork

Size Inches: 2.15w x 3.86h
 Size mm: 54.61w x 98.04h
 Stitch Count: 5,585



- 1 Cutwork Lines 0176 1218
- 2 Design Work & Cover Stitches 0176 1218

I S

BC01114_CWC For use with the BERNINA CutWork Accessory

Size Inches: 4.81w x 4.87h
 Size mm: 122.17w x 123.70h
 Stitch Count: 18,090



- 1 Cutwork Tackdown 0176 1218
- 2 BERNINA CutWork Accessory Setting 1 Cut 1 1001
- 3 BERNINA CutWork Accessory Setting 2 Cut 2 1001
- 4 BERNINA CutWork Accessory Setting 3 Cut 3 1001
- 5 BERNINA CutWork Accessory Setting 4 Cut 4 1001
- 6 Design Work & Cover Stitches 0176 1218

I S

BC01116_CWC For use with the BERNINA CutWork Accessory

Size Inches: 2.15w x 3.86h
 Size mm: 54.61w x 98.04h
 Stitch Count: 6,108



- 1 Cutwork Tackdown 0176 1218
- 2 BERNINA CutWork Accessory Setting 1 Cut 1 1001
- 3 BERNINA CutWork Accessory Setting 2 Cut 2 1001
- 4 BERNINA CutWork Accessory Setting 3 Cut 3 1001
- 5 BERNINA CutWork Accessory Setting 4 Cut 4 1001
- 6 Design Work & Cover Stitches 0176 1218

I S

I = Isacord® thread color number
 S = Sulky® thread color number


Isacord® is a registered trademark of Ackermann, A Division of the Amann Group
 Sulky® is a registered trademark of Sulky of America

Color crossovers from Isacord® to Sulky® are the closest possible match.
 Not responsible for oversights, errors, or omissions. To ensure accuracy, sew a test piece first.

PETALS & POSIES

BC01117 **Cutwork**

Size Inches: 1.53w x 4.53h
 Size mm: 38.86w x 115.06h
 Stitch Count: 14,814



- 1 Cutwork Lines 0176 1218
- 2 Design Work & Cover Stitches 0176 1218

I S

BC01119

Size Inches: 2.64w x 6.72h
 Size mm: 67.06w x 170.69h
 Stitch Count: 4,286




- 1 Single Color Design 0176 1218

I S

BC01117_CWC **For use with the BERNINA CutWork Accessory**

Size Inches: 4.53w x 4.53h
 Size mm: 115.06w x 115.06h
 Stitch Count: 18,805



- 1 Cutwork Tackdown 0176 1218
- 2 BERNINA CutWork Accessory Setting 1 Cut 1 1001
- 3 BERNINA CutWork Accessory Setting 2 Cut 2 1001
- 4 BERNINA CutWork Accessory Setting 3 Cut 3 1001
- 5 BERNINA CutWork Accessory Setting 4 Cut 4 1001
- 6 Design Work & Cover Stitches 0176 1218

I S

BC01120

Size Inches: 1.97w x 4.71h
 Size mm: 50.04w x 119.63h
 Stitch Count: 2,796




- 1 Single Color Design 0176 1218

I S

BC01118 **Cutwork**

Size Inches: 4.53w x 4.53h
 Size mm: 115.06w x 115.06h
 Stitch Count: 18,362



- 1 Cutwork Lines 0176 1218
- 2 Design Work & Cover Stitches 0176 1218

I S

BC01121

Size Inches: 1.68w x 6.46h
 Size mm: 42.67w x 164.08h
 Stitch Count: 3,563




- 1 Single Color Design 0176 1218

I S

BC01118_CWC **For use with the BERNINA CutWork Accessory**

Size Inches: 4.53w x 4.53h
 Size mm: 115.06w x 115.06h
 Stitch Count: 22,763



- 1 Cutwork Tackdown 0176 1218
- 2 BERNINA CutWork Accessory Setting 1 Cut 1 1001
- 3 BERNINA CutWork Accessory Setting 2 Cut 2 1001
- 4 BERNINA CutWork Accessory Setting 3 Cut 3 1001
- 5 BERNINA CutWork Accessory Setting 4 Cut 4 1001
- 6 Design Work & Cover Stitches 0176 1218

I S

BC01122

Size Inches: 1.04w x 1.18h
 Size mm: 26.42w x 29.97h
 Stitch Count: 615



- 1 Single Color Design 0176 1218

I S

I = Isacord® thread color number
 S = Sulky® thread color number

Isacord® is a registered trademark of Ackermann, A Division of the Amann Group
 Sulky® is a registered trademark of Sulky of America

Color crossovers from Isacord® to Sulky® are the closest possible match.
 Not responsible for oversights, errors, or omissions. To ensure accuracy, sew a test piece first.

BC01123 **Cutwork (Jumbo)**

Size Inches: 6.87w x 10.30h Size mm: 174.50w x 261.62h Stitch Count: 17,552



- | | | | |
|-----|------------------------------|------|------|
| | | I | S |
| ■ 1 | Cutwork Lines | 0176 | 1218 |
| ■ 2 | Design Work & Cover Stitches | 0176 | 1218 |

BC01124_CWC **For use with the BERNINA CutWork Accessory (Jumbo)**

Size Inches: 9.55w x 9.57h Size mm: 242.57w x 243.08h Stitch Count: 60,225


- | | | | |
|-----|--|------|------|
| | | I | S |
| ■ 1 | Cutwork Tackdown | 0176 | 1218 |
| ■ 2 | BERNINA CutWork Accessory
Setting 1 Cut 1 | | 1001 |
| ■ 3 | BERNINA CutWork Accessory
Setting 2 Cut 2 | | 1001 |
| ■ 4 | BERNINA CutWork Accessory
Setting 3 Cut 3 | | 1001 |
| ■ 5 | BERNINA CutWork Accessory
Setting 4 Cut 4 | | 1001 |
| ■ 6 | Design Work & Cover Stitch | 0176 | 1218 |

BC01123_CWC **For use with the BERNINA CutWork Accessory (Jumbo)**

Size Inches: 6.87w x 10.30h Size mm: 174.50w x 261.62h Stitch Count: 20,052




- | | | | |
|-----|--|------|------|
| | | I | S |
| ■ 1 | Cutwork Tackdown | 0176 | 1218 |
| ■ 2 | BERNINA CutWork Accessory
Setting 1 Cut 1 | | 1001 |
| ■ 3 | BERNINA CutWork Accessory
Setting 2 Cut 2 | | 1001 |
| ■ 4 | BERNINA CutWork Accessory
Setting 3 Cut 3 | | 1001 |
| ■ 5 | BERNINA CutWork Accessory
Setting 4 Cut 4 | | 1001 |
| ■ 6 | Design Work & Cover Stitches | 0176 | 1218 |



BC01124 **Cutwork (Jumbo)**

Size Inches: 9.55w x 9.57h Size mm: 242.57w x 243.08h Stitch Count: 46,355

- | | | | |
|-----|----------------------------|------|------|
| | | I | S |
| ■ 1 | Cutwork Lines | 0176 | 1218 |
| ■ 2 | Design Work & Cover Stitch | 0176 | 1218 |



BC01125 Cutwork (Jumbo)

Size Inches: 7.96w x 12.76h Size mm: 202.18w x 324.10h Stitch Count: 43,521

I S

- 1 Cutwork Lines 0176 1218
- 2 Design Work & Cover Stitches 0176 1218



BC01125_CWC For use with the BERNINA CutWork Accessory (Jumbo)

Size Inches: 7.96w x 12.76h Size mm: 202.18w x 324.10h Stitch Count: 51,117

I S

- 1 Cutwork Tackdown 0176 1218
- 2 BERNINA CutWork Accessory Setting 1 Cut 1 1001
- 3 BERNINA CutWork Accessory Setting 2 Cut 2 1001
- 4 BERNINA CutWork Accessory Setting 3 Cut 3 1001
- 5 BERNINA CutWork Accessory Setting 4 Cut 4 1001
- 6 Design Work & Cover Stitches 0176 1218



Using the BERNINA® CutWork Accessory

SUPPLIES

- OESD Heavy Weight CutAway or Tear Away Stabilizer
- OESD AquaMesh Plus Water Soluble Stabilizer
- 101 Temporary Spray Adhesive
- Isacord Polyester Embroidery Thread
- BERNINA CutWork Accessory
- Embroidery foot #44 or #15

NOTE: Refer to manufacturer's documentation for further in-depth instructions on using the CutWork Accessory. All fabric, designs and stabilizer combinations should be tested first. Proper preparation of the fabric, design and stabilizer are required to achieve the best results and may require adjustment based on combinations used. OESD is not responsible for final results.

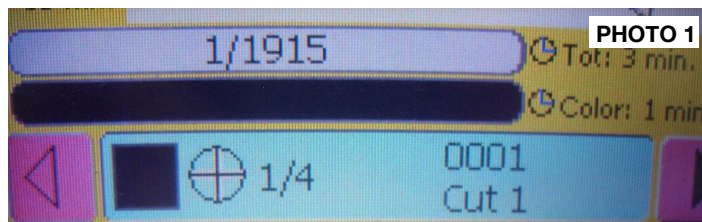
PREPARE FABRIC

- Starch fabric 2-3 times following manufacturer's instructions.
- Fabric to be cut should be crisp.

- Use two layers of Heavy Weight CutAway or TearAway; spray to adhere to wrong side of your fabric.
- Hoop stabilizer and fabric.

EMBROIDER AND CUT

1. Send desired design to the embroidery machine .
2. Designs enhanced to work with the CutWork tool will end in CWC.
3. Replace normal stitch plate with the CutWork stitch plate
4. Attach the hoop to the machine.
5. Stitch the design as normal until the machine shows "Cut". **PHOTO 1**



PETALS & POSIES



PHOTO 2



PHOTO 3



PHOTO 4

6. When the machine calls for cut 1, 2, 3 or 4 you must replace embroidery foot with foot #44 and replace your embroidery needle with the CutWork tool. (If you do not have foot #44 you can leave foot #15 on the machine). **PHOTO 02**
7. Unthread the machine.
8. Follow the “thread changes” on your machine screen and turn the dial on the CutWork tool as required.
9. After cuts are complete, remove hoop from machine but do not remove the fabric from the hoop.
10. Gently remove cut fabric piece. Do not force pull the fabric to separate. Trim any areas not completely cut to help prevent frizzy ends.
11. Apply a piece of AquaMesh Plus Stabilizer over the cut pieces on the backside of the hoop, making sure to completely cover cut areas. **PHOTO 03**
12. When the machine calls for threads again, replace the needle and foot, rethread the machine and stitch as normal.
13. Repeat as required, until design is completed. **PHOTO 04**
14. Remove hoop from machine and fabric and stabilizer from hoop.
15. Carefully cut away excess stabilizer.
16. Follow instructions printed on stabilizer packaging to remove remaining stabilizer.

NOTE: Designs shown in pictures are for instructional purpose only and may not be included in your collection.

Traditional Cutwork Instructions

SUPPLIES:

- Fabric
- Any firmly woven high quality fabric.
- Thread
- Isacord Polyester Embroidery Thread
- Stabilizer
- OESD Badgemaster or OESD Aqua Mesh Stabilizer
- Optional Notions
- Embroiders' Wand
- 505 Temporary Adhesive Spray

INSTRUCTIONS:

1. Lightly spray the top of a hoop sized piece of OESD Badgemaster or AquaMesh Stabilizer with 505 Temporary Adhesive Spray.
2. Place the sprayed stabilizer onto the wrong side of the fabric in the design area and hoop.
3. Place the hoop on the machine and begin stitching the design.
4. AFTER the “cutwork guide stitch” has been stitched, remove the hoop from the machine. DO NOT remove the fabric from the hoop. **PHOTO A**
5. Use the sharp point of an Embroidery Wand to gently pull the fabric apart from the stabilizer. Any enclosed area that is created by the first color of the design can be trimmed away to create the open work. **PHOTO B**
6. Use a small sharp pair of scissors to clip away ONLY the fabric inside the guide stitches. Leave the stabilizer intact.
7. Place the hoop on the machine again and continue stitching the remainder of the embroidery design.
8. Refer to steps 14-16 above for how to remove the stabilizer.



PHOTO A



PHOTO B

NOTE: Designs shown in pictures are for instructional purpose only and may not be included in your collection.